

ST. MAARTEN CHAMBER OF COMMERCE & INDUSTRY



REGISTRY OPERATIONAL DEVELOPMENT HALF YEAR 2021

Registry Activities Overview



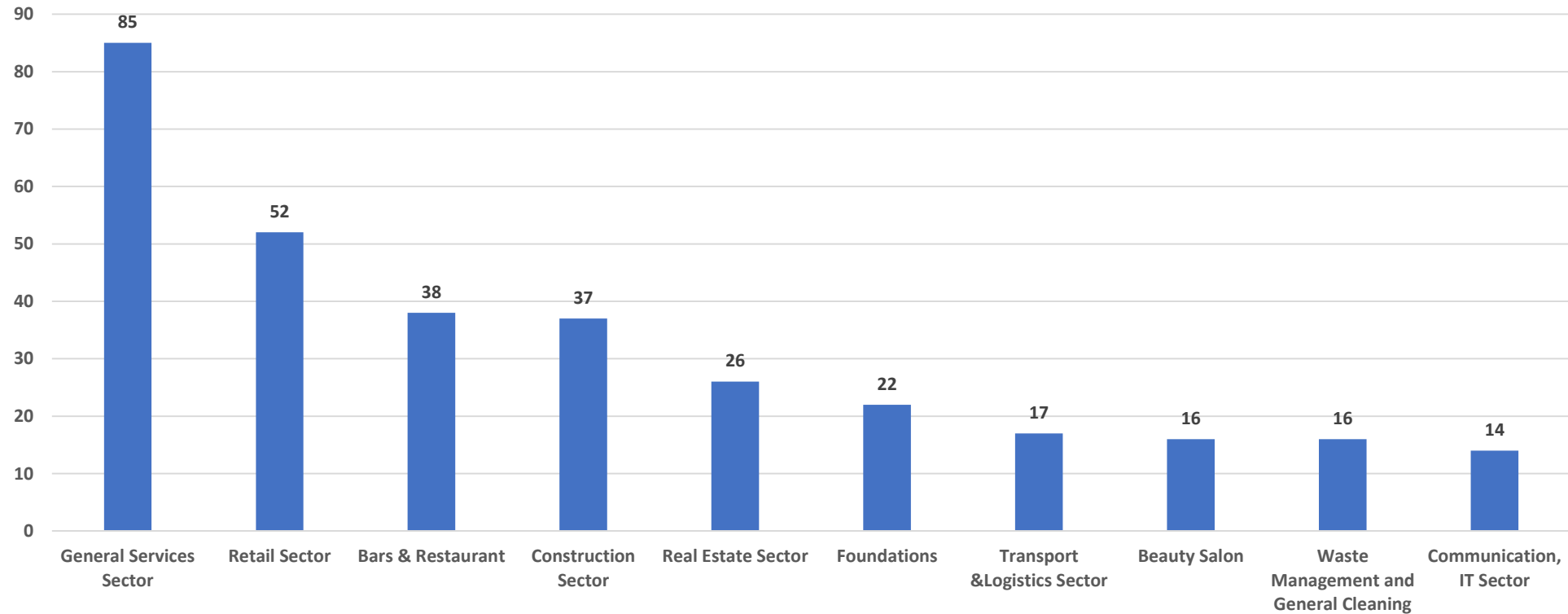
Business Activity Totals Jan-Jun 2020/2021				
Activity (Numbers)	2020	2021	# Diff	% diff. 2021/2020
First Registration of Businesses	261	416	155	59.4
Annual Fee 2020	2535	3825	1290	50.9
Annual Fee Previous years	395	1819	1424	360.5
Business Closure	71	119	48	67.6
Business Inactivation	38	79	41	107.9
Excerpts Request	3035	4521	1486	49.0

NEW BUSINESSES TYPE

New Businesses By Type							
	Jan	Feb	Mar	Apr	May	Jun	Total
Associations	2	1	2	2	7	3	17
Branch	0	0	4	1	0		5
Foundations	8	3	6	12	1	9	39
Limited Liability Companies	8	10	6	7	6	9	46
Private Limited Liability	28	25	20	26	20	21	140
Sole Proprietors	28	28	36	27	16	30	165
Offshore Companies	0	0	1	1		2	4
CVs	0	0	0				0
Total	74	67	75	76	50	74	416

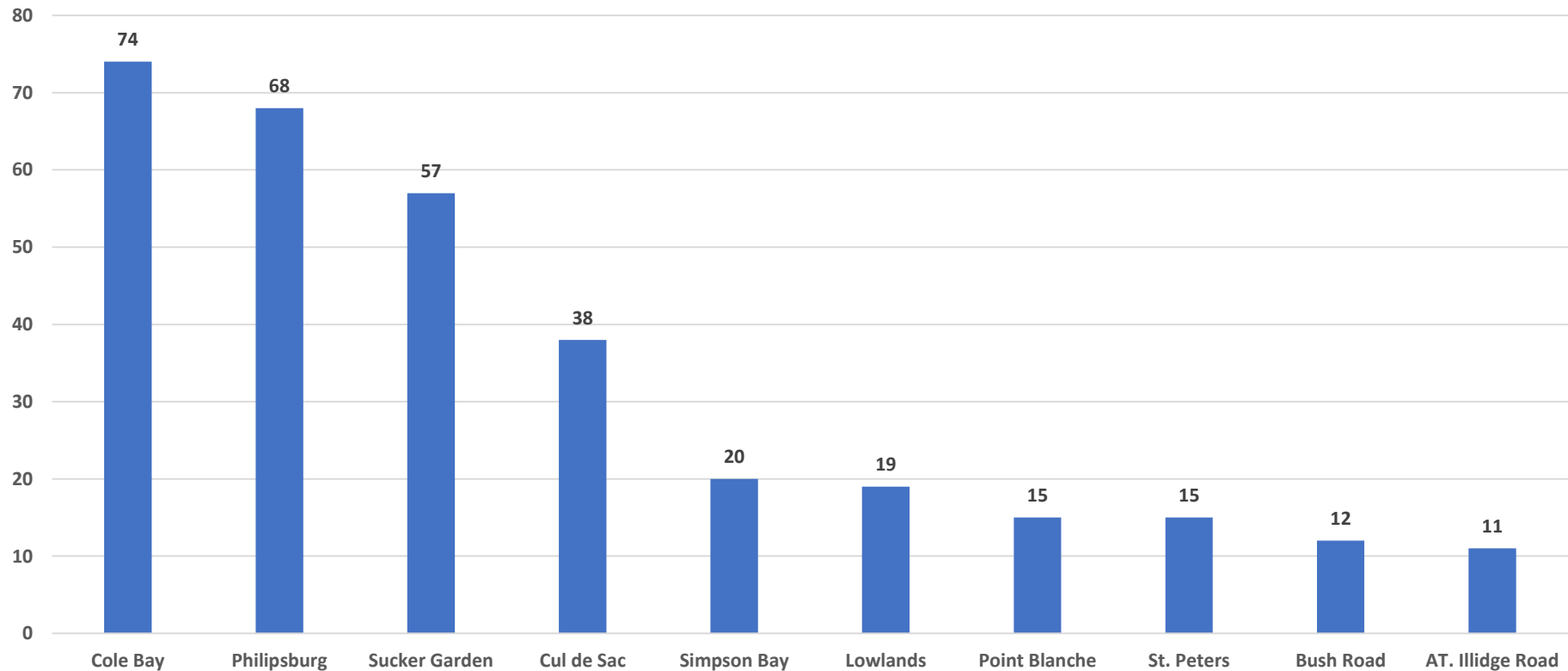
New Businesses per Sector (Top 10)

Businesses by Sector Jan- Jun 2021



NEW BUSINESSES SECTOR (TOP 10)

New Businesses per District Jan- Jun 2021

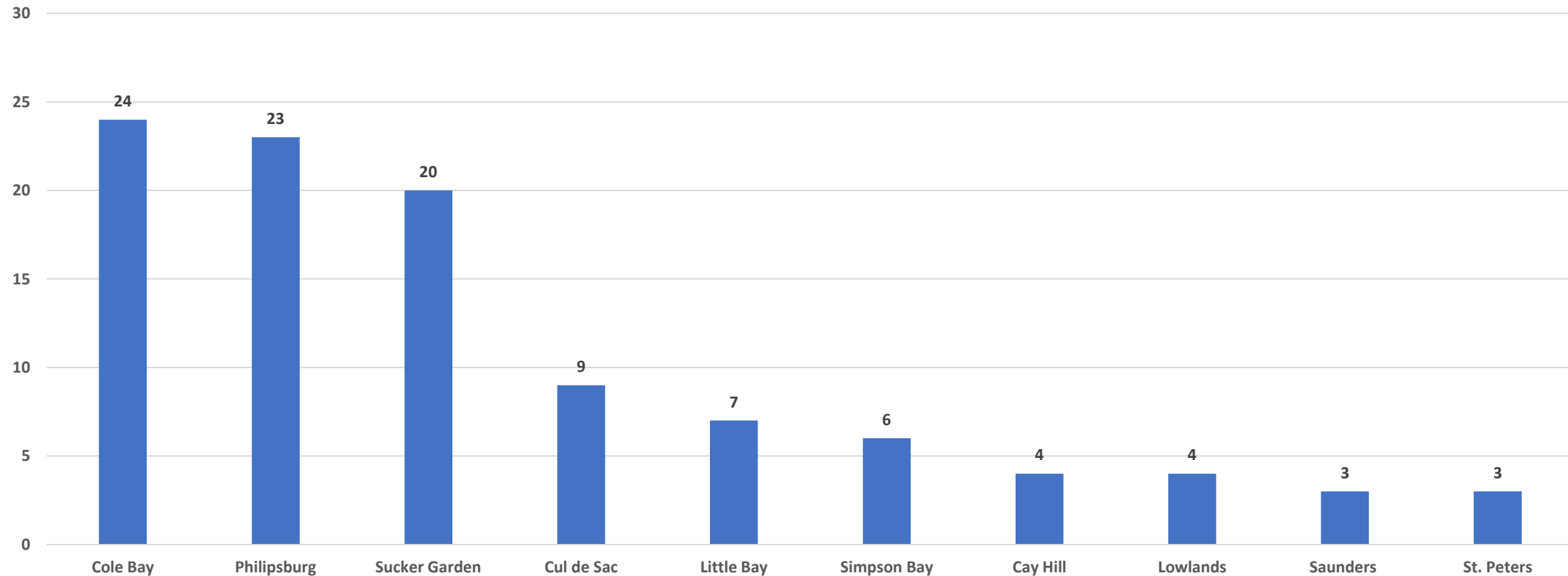


CLOSED BUSINESSES BY TYPE

Business Closure By Type							
	Jan	Feb	Mar	Apr	May	Jun	TOTAL
Associations				2	1		3
Branch				1			1
Foundations		2	1			2	5
Limited Liability Companies		10	5	3	5	4	27
Private Limited Liability	11	2	12		2		27
Sole Proprietors	10	18	7	9	4	8	56
Total	21	32	25	15	12	14	119

CLOSURE PER DISTRICT (TOP 10)

Business Closure by District Jan- Jun 2021



CLOSURE PER SECTOR (TOP 10)

Businesses Closure by Sector Jan- Jun 2021

